



# Royal Flying Doctor Service

King Air 350i  
VH-VPQ (2021)

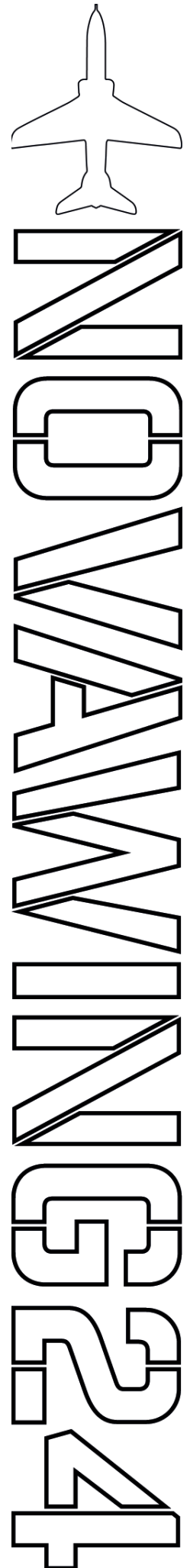
✈️ **NOVAWING24**

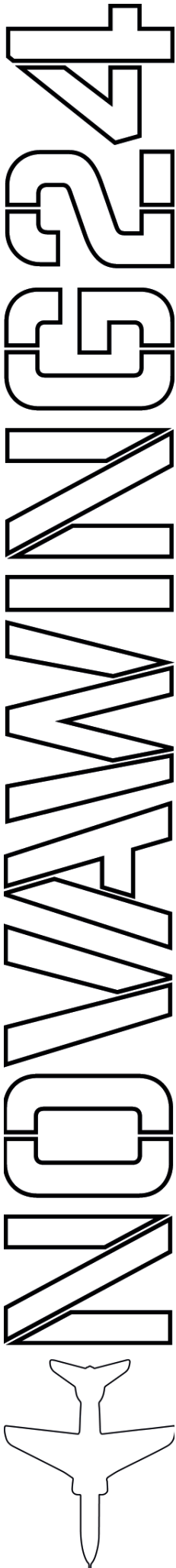
# NOVAWINGS24



# Table Of Contents

<b>END USER LICENCE AGREEMENT</b>	<b>1</b>
<b>ABOUT</b>	<b>2</b>
<b>NOTAM</b>	<b>3</b>
<b>INSTALLATION</b>	<b>4</b>
<b>UNINSTALLATION</b>	<b>4</b>
<b>PILOTS NOTES</b>	<b>5</b>
<b>CREDITS</b>	<b>6</b>
<b>ABOUT THE ARTIST</b>	<b>7</b>
<b>VERSION HISTORY</b>	<b>8</b>
<b>SOCIALS &amp; CONTACT</b>	<b>9</b>





# END USER LICENCE AGREEMENT

1. For the purposes of this agreement, the Author is defined as Novawing24, aka Novawing24 Productions, and the User (also referred to as “you”) is defined as the individual who purchased this livery for personal / recreational use.
2. No harm is intended or expected by this package. The use of this package is entirely at the risk of the user, persons in charge, or those using this product. Any risks of any form are entirely the responsibility and liability of the user, users or persons who use or download this package.
3. The Author accepts no liability or responsibility for any damage or harm to persons or material goods as a result of this package. Any costs relating to any damage or claimed damage is the sole responsibility of the user.
4. This release is for use solely for personal / recreational purposes and is not to be used for commercial purposes. If you wish to use this content for commercial purposes, please contact the Author at [novawing24@outlook.com](mailto:novawing24@outlook.com).
5. This release is released as Payware. It is licenced to be the user who purchased it ONLY and NOT to be redistributed in ANY way without the express written permission of the Author. If you have accessed this work from any means other than <http://www.novawing24.com>, Gumroad Store, Orbx Direct or supplied directly by the Author, please advise the Author by email to [novawing24@outlook.com](mailto:novawing24@outlook.com) and delete this work.
6. You may NOT modify, edit, or in any way alter this work nor use it as a base for your own work without express written authority from the Author.
7. You agree not to, nor will you permit others to licence, sell, rent, lease, assign, distribute, host, outsource, disclose, or otherwise commercially exploit this content nor make it available to any third party.
8. Ignorance of this document or of its interpretation is not sufficient grounds for exception to it and its legality.
9. Any breach of the outlined terms of this agreement will result in revocation of your authority to use the package and its contents. It will also make you liable for compensation to be paid to the author for the breach(s).
10. The Author reserves the right, at their sole discretion, to modify or replace this Agreement at any time. If a revision is material, we will provide at least 14 days’ notice prior to any new terms taking effect. What constitutes a material change will be determined at our sole discretion.

# ABOUT

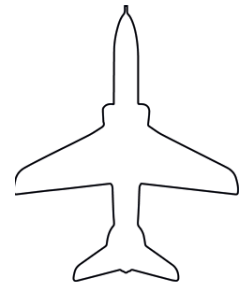
The Royal Flying Doctor Service of Australia is a non-profit Aeromedical Service that provides Primary Healthcare as well as Emergency Care and Evacuation services to regional and remote parts of Australia.

Known colloquially as The Flying Doctor, the service provides critical care services, and acts as the local healthcare provider for thousands of Australians away from major towns and cities. They rely heavily on community participation and fundraising to continue their critical role.

Your purchase of this livery has helped keep the Flying Doctor flying!

The King Air 350i is operated by the RFDS South Eastern Section for operations in New South Wales, Victoria, Tasmania and South Western Queensland. This particular airframe operates out of Dubbo (YSDU).

This texture set recreates King Air 350i VH-VPQ following it's repainting into the new livery in 2021.



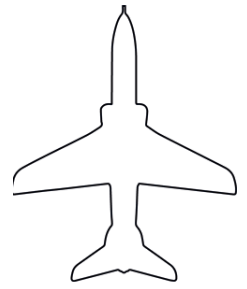
NOVEMBER 2021

# NOTAM

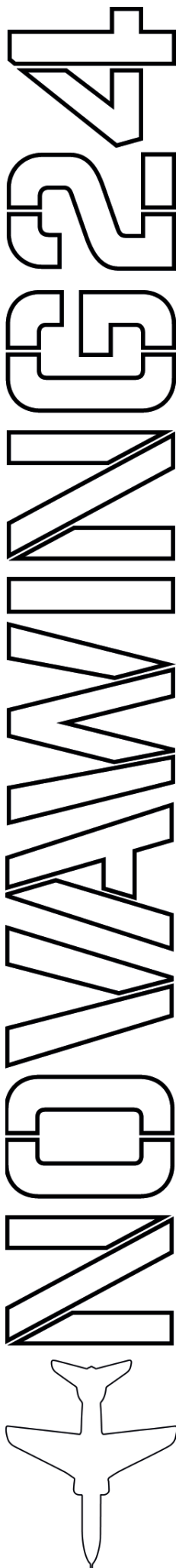
Due to the nature of the modelling of the King Air 350i in Microsoft Flight Simulator, there are some limitations to the creation and behaviour of this livery in the sim.

As much as I would like to correct them, they are outside the scope of my capabilities at this time. Most of them Asobo are aware of, whether they fix them or not into the future is another matter altogether.

- **Lines become distorted in drone camera view:** This is due to the LOD model mapping as you move further away from the aircraft. Asobo is aware and I am not able to resolve unless they fix the UV mapping of the lower LOD models.
- **Parts of the gear bay are red/blue:** This is due to the reusing of some of the texture map for “hidden” parts. No resolution unless the UV maps are redone.
- **White panels where engine nacelle meets wing:** This is due to the joining panels being mirrored / mapped to the joining panels on the top of the wing. So it was either red on white or white on red. No resolution unless the UV maps are redone.
- **The internal model is the standard set up, not aeromedical:** I have not done a custom interior model at this time. This is on the cards for a *potential* future upgrade. If this is something you would like to see and you have the skills and the know how to make it happen please reach out and lets chat about it!



NOVEMBER 21



# INSTALLATION

1. Make a note of your Microsoft Flight Simulator Community Folder. If you are unsure of its location, please refer to the helpful guide found at <https://www.flightsim.com/vbfs/content.php?21235-Finding-The-MSFS-2020-Community-Folder>
2. Run the N24 RFDS King Air 350i VH-VPQ (2021) v1.1.exe
3. Follow the on-screen prompts

# UNINSTALLATION

1. Navigate to your *Windows > Settings > Apps > Apps & Features*
2. Locate and Uninstall *N24 RFDS King Air 350i VH-VPQ (2021) Livery* from the displayed list.

**For ORBX DIRECT CUSTOMERS this process is automatic. For issues with installation of a purchase from Orbxdirect, please refer to Orbx Support.**

# PILOTS NOTES

The RFDS is of great importance to me, indeed I would not be alive if it were not for the Flying Doctor.

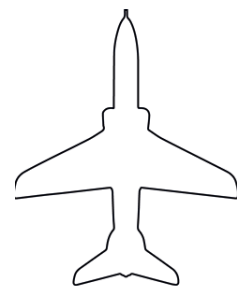
I had always wanted to be able to do something to give back to the service that gives so much to so many Australians every day. Finally I am able to do that. I worked closely with the RFDS to be able to bring this livery to you, as well as the others available as part of this range. I will continue to expand the range as time goes on and look forward to seeing you wearing these colours with pride!

Thank you for supporting the RFDS with this release. Profits from this purchase are donated to the RFDS, so every time you fly this in your sim, know that you have helped save a life somewhere in outback Australia!

I hope you enjoy this aircraft and would love to see it in action! Join fellow aviators in our community [Discord](#) and share your thoughts and experiences there!

Safe Skies

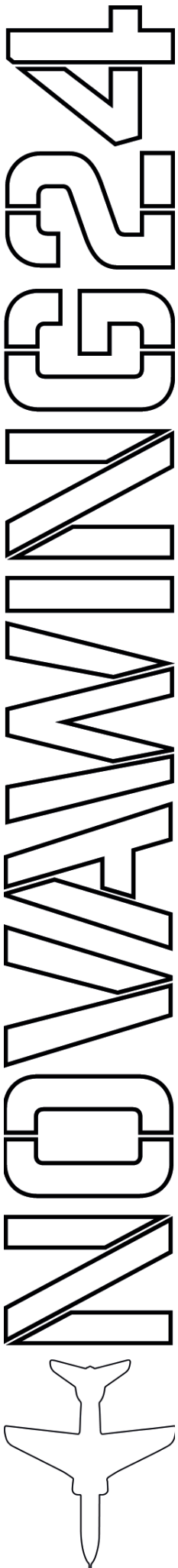
Tristan “Novawing24” Ayton  
YWLM, May 2021



NOV  
AWING  
24



# CREDITS



Thanks to our Patreon Supporters and Twitch Subscribers who tested this package before release. If you would like to support my work, get access to exclusive content and early access to upcoming releases, please consider supporting me on [Patreon](#) or [Twitch](#).

Lana and the team at RFDS National HQ for their assistance in research and assets for inclusion in this release.

RFDS livery and associated brand marks © Royal Flying Doctor Service of Australia and used with permission.

Rockview101 for assistance with thumbnail images.

Microsoft Flight Simulator© Microsoft Corporation. *Royal Flying Doctor Service King Air 350i VH-VPQ (2021)* was created under Microsoft's "[Game Content Usage Rules](#)" using assets from Microsoft Flight Simulator, and it is not endorsed by or affiliated with Microsoft.

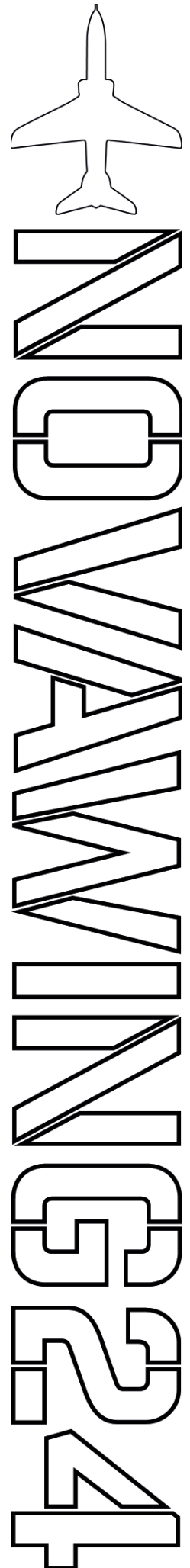
Package is ©Novawing24 Productions. All Rights Reserved

# ABOUT THE ARTIST

I have been around aviation for longer than I care to remember. Whilst my own professional piloting dreams were crushed through medical restrictions, instead I have found ways to become active in the aviation world, both real and virtual. I currently work in the training space, providing training solutions and content to the Aviation and Defence sectors while simultaneously working with a range of high-quality developers across the home user market.

I first started experimenting with creating textures for HAWX following many years building plastic scale models. From very humble and basic beginnings, I have slowly grown my skills and content. I have created texture sets for all the major flight simulation platforms, as well as arcade style titles and professional training software for over a decade. My content can be found in virtual hangars all around the world as well as supplying content to professional training organizations and add-on developers.

As well as uploading freeware content, I have a range of content available for sale and I am available for commission work. My Commission status and rates are generally available in my Community [Discord](#). Head over to my [website](#) and [GumRoad](#) store to check out my other work; or reach out and get in touch if you have a specific project in mind.



# VERSION HISTORY

## Version 1.1

- Updated texture fallbacks and structure following SU5
- Added in missing thumbnail images
- Updated panel files to support new fallback process added to the sim following SU5
- Cleanup of superfluous files

## Version 1.0

- Release version



# SOCIALS & CONTACT

You can find me all over the web, as far as I know I'm the only Novawing24 out there!

YouTube -

<https://www.youtube.com/novawing24>

GumRoad -

<https://gumroad.com/novawing24>

Twitch -

<https://www.twitch.tv/novawing24>

Twitter -

<https://twitter.com/novawing24/>

Facebook -

<https://www.facebook.com/Novawing24>

Website -

<https://novawing24.com/>

Patreon -

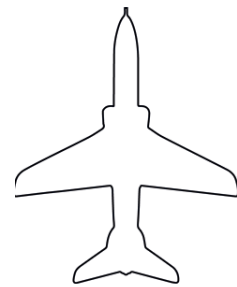
<https://www.patreon.com/novawing24>

Instagram -

<https://www.instagram.com/novawing24/>

Discord -

<https://discord.gg/vQTMxw7>



**NOVAWING24**