



Royal Flying Doctor Service

PC-12

VH-FXN

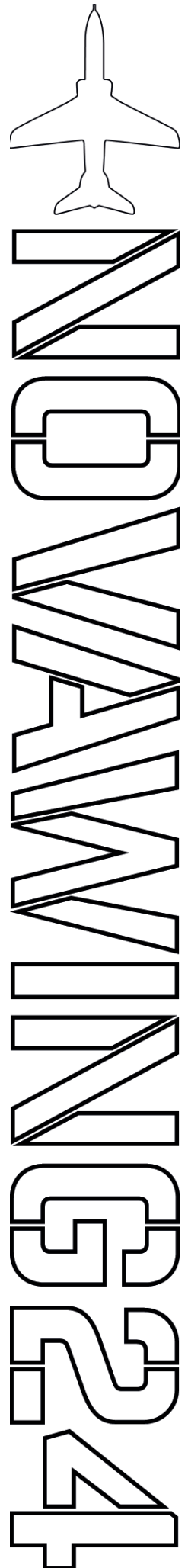
 NOVA WING 24

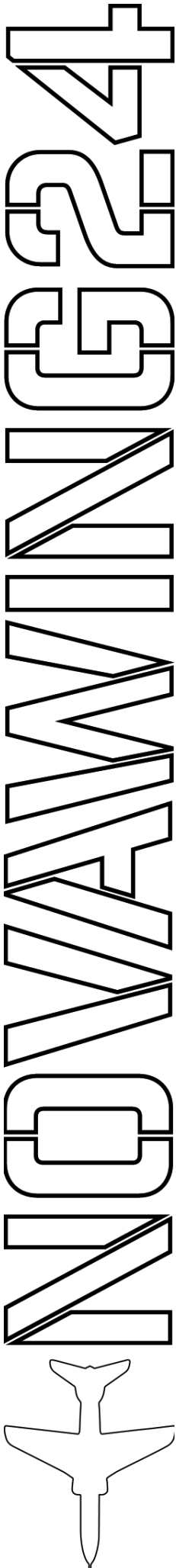
NOVEMBER 2024



Table Of Contents

END USER LICENCE AGREEMENT	1
ABOUT	2
INSTALLATION	3
UNINSTALLATION	3
PILOTS NOTES	4
NOTAM	5
CREDITS	8
ABOUT THE ARTIST	9
VERSION HISTORY	10
SOCIALS & CONTACT	11





END USER LICENCE AGREEMENT

1. For the purposes of this agreement, the Author is defined as Novawing24, aka Novawing24 Productions, and the User (also referred to as “you”) is defined as the individual who purchased this livery for personal / recreational use.
2. No harm is intended or expected by this package. The use of this package is entirely at the risk of the user, persons in charge, or those using this product. Any risks of any form are entirely the responsibility and liability of the user, users or persons who use or download this package.
3. The Author accepts no liability or responsibility for any damage or harm to persons or material goods as a result of this package. Any costs relating to any damage or claimed damage is the sole responsibility of the user.
4. This release is for use solely for personal / recreational purposes and is not to be used for commercial purposes. If you wish to use this content for commercial purposes, please contact the Author at novawing24@outlook.com.
5. This release is released as Payware. It is licenced to be the user who purchased it ONLY and NOT to be redistributed in ANY way without the express written permission of the Author. If you have accessed this work from any means other than <http://www.novawing24.com>, Gumroad Store, Orbx Direct or supplied directly by the Author, please advise the Author by email to novawing24@outlook.com and delete this work.
6. You may NOT modify, edit, or in any way alter this work nor use it as a base for your own work without express written authority from the Author.
7. You agree not to, nor will you permit others to licence, sell, rent, lease, assign, distribute, host, outsource, disclose, or otherwise commercially exploit this content nor make it available to any third party.
8. Ignorance of this document or of its interpretation is not sufficient grounds for exception to it and its legality.
9. Any breach of the outlined terms of this agreement will result in revocation of your authority to use the package and its contents. It will also make you liable for compensation to be paid to the author for the breach(s).
10. The Author reserves the right, at their sole discretion, to modify or replace this Agreement at any time. If a revision is material, we will provide at least 14 days’ notice prior to any new terms taking effect. What constitutes a material change will be determined at our sole discretion.

ABOUT

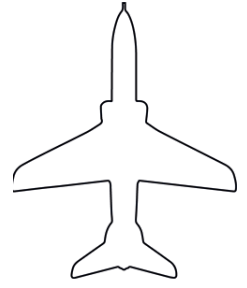
The Royal Flying Doctor Service of Australia is a non-profit Aeromedical Service that provides Primary Healthcare as well as Emergency Care and Evacuation services to regional and remote parts of Australia.

Known colloquially as The Flying Doctor, the service provides critical care services, and acts as the local healthcare provider for thousands of Australians away from major towns and cities. They rely heavily on community participation and fundraising to continue their critical role.

Your purchase of this livery has helped keep the Flying Doctor flying!

The PC-12 is operated by the RFDS Central and Western Operations commands for operations in Western Australia, South Australia and the Northern Territory.

This texture set recreates PC-12/47E VH-FXN while in service with RFDS Central Operations during 2022. This aircraft is sponsored by Senex Energy Limited.



NOVEMBER 2022

INSTALLATION

1. Run the N24 RFDS PC-12 VH-FXN v1.0.exe
2. Follow the on-screen prompts



UNINSTALLATION

1. Navigate to your *Windows > Settings > Apps > Apps & Features*
2. Locate and Uninstall *N24 RFDS PC-12 VH-FXN Livery* from the displayed list.

For ORBX DIRECT CUSTOMERS this process is automatic. For issues with installation of a purchase from Orbxdirect, please refer to Orbx Support.

PILOTS NOTES

The RFDS is of great importance to me, indeed I would not be alive if it were not for the Flying Doctor.

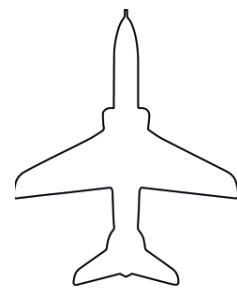
I had always wanted to be able to do something to give back to the service that gives so much to so many Australians every day. Finally I am able to do that. I worked closely with the RFDS to be able to bring this livery to you, as well as the others available as part of this range. I will continue to expand the range as time goes on and look forward to seeing you wearing these colours with pride!

Thank you for supporting the RFDS with this release. Profits from this purchase are donated to the RFDS, so every time you fly this in your sim, know that you have helped save a life somewhere in outback Australia!

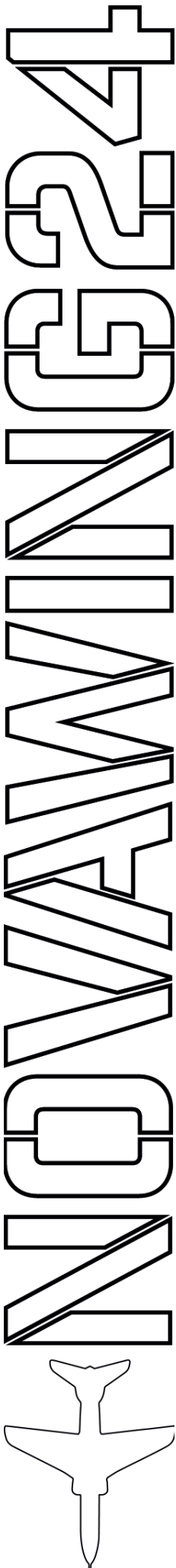
I hope you enjoy this aircraft and would love to see it in action! Join fellow aviators in our community [Discord](#) and share your thoughts and experiences there!

Safe Skies

Tristan “Novawing24” Ayton
YWLM, September 2022



NOV
WING
24



NOTAM

This livery has a fixed registration embedded into the texture, however the use of your own custom registration will cause issues and appear over the top of if you set your own.

By default, the configuration files of this livery are set to show a “blank” registration, thus allowing the intended one to show clearly. If you see a registration clash in the sim, the following is the recommended way to correct it.

When in the Aircraft Selection window in the World Map prior to flight; select Customization. In the field Tail Number, ensure that there is nothing present, no characters at all (not even a space).



This will allow the as intended blank to not clash with the embedded registration.

You are able to set the Call Sign and Flight Number fields to whatever you desire. RFDS Aircraft traditionally go by the call sign “FlyDoc” with a flight number where the leading digit is set by their area of operations (5 defines Central Operations and 6 defines Western Operations).

NOTAM

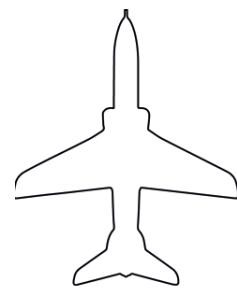
If however, you wish to set your own registration, but not have it clash with the texture then there is a way to do this, but it requires comfort with editing CFG files delivered by Carenado.

**THIS IS FOR ADVANCE USERS ONLY!
DO NOT PROCEED UNLESS YOU
ARE COMFORTABLE MODIFYING
CONFIGURATION FILES AND HAVE
BACKED UP ALL RELEVANT FILES! WE
WILL NOT BE HELD RESPONSIBLE FOR
ANY ISSUES THIS MAY INDUCE INTO
YOUR SIM!**

To perform this edit you will need the following:

- Knowledge of your simulation installation directory
- Text editor (recommended Notepad++)

1. Close the sim if running
2. Navigate to the Carenado PC-12 installation folder (should be <MSFS Installation Directory>\Official\OneStore\carenado-aircraft-pc12)
3. Navigate to the Panel Directory in the SimObjects folder (carenado-aircraft-pc12\SimObjects\Airplanes\Carenado_PC12\panel)
4. Make a backup of the panel.cfg file (suggest naming it panel.cfg.backup)



NOVEMBER 2017

NOTAM

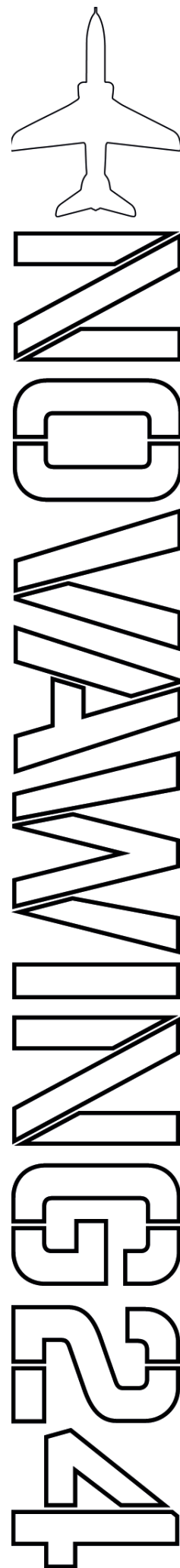
5. Open the file in your text editor
6. Search for the VPainting04 and VPainting05 Entries
7. Change the size_mm entry for both entries to read as follows
size_mm = 0, 0
8. Launch the sim.

Note: This will render any texture that uses Model.1 unable to use a custom registration (including default liveries)

To revert this, either edit the size_mm lines back to

```
size_mm = 1900, 620
```

or delete your modified panel.cfg and rename your backup back to panel.cfg.



CREDITS

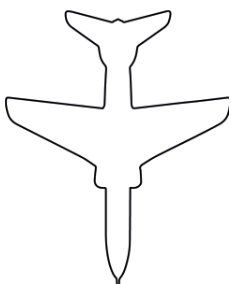
Thanks to our Patreon Supporters and Twitch Subscribers who tested this package before release. If you would like to support my work, get access to exclusive content and early access to upcoming releases, please consider supporting me on [Patreon](#) or [Twitch](#).

Lana and the team at RFDS National HQ for their assistance in research and assets for inclusion in this release.

RFDS livery and associated brand marks © Royal Flying Doctor Service of Australia and used with permission.

Microsoft Flight Simulator© Microsoft Corporation. *Royal Flying Doctor Service PC-12 VH-FXN* was created under Microsoft's "[Game Content Usage Rules](#)" using assets from Microsoft Flight Simulator, and it is not endorsed by or affiliated with Microsoft.

Package is ©Novawing24 Productions. All Rights Reserved

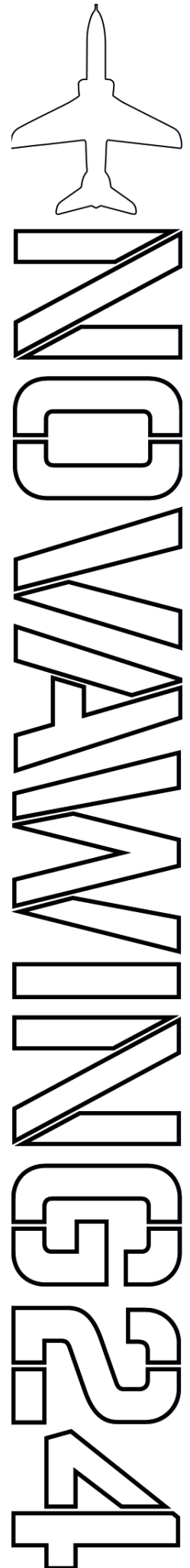


ABOUT THE ARTIST

I have been around aviation for longer than I care to remember. Whilst my own professional piloting dreams were crushed through medical restrictions, instead I have found ways to become active in the aviation world, both real and virtual. I currently work in the training space, providing training solutions and content to the Aviation and Defence sectors while simultaneously working with a range of high-quality developers across the home user market.

I first started experimenting with creating textures for HAWX following many years building plastic scale models. From very humble and basic beginnings, I have slowly grown my skills and content. I have created texture sets for all the major flight simulation platforms, as well as arcade style titles and professional training software for over a decade. My content can be found in virtual hangars all around the world as well as supplying content to professional training organizations and add-on developers.

As well as uploading freeware content, I have a range of content available for sale and I am available for commission work. My Commission status and rates are generally available in my Community [Discord](#). Head over to my [website](#) and [GumRoad](#) store to check out my other work; or reach out and get in touch if you have a specific project in mind.



VERSION HISTORY

Version 1.0
- Release version



SOCIALS & CONTACT

You can find me all over the web, as far as I know I'm the only Novawing24 out there!

YouTube -

<https://www.youtube.com/novawing24>

GumRoad -

<https://gumroad.com/novawing24>

Twitch -

<https://www.twitch.tv/novawing24>

Twitter -

<https://twitter.com/novawing24/>

Facebook -

<https://www.facebook.com/Novawing24>

Website -

<https://novawing24.com/>

Patreon -

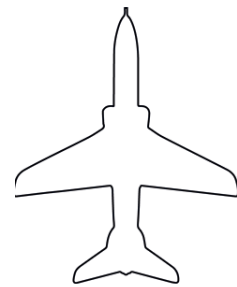
<https://www.patreon.com/novawing24>

Instagram -

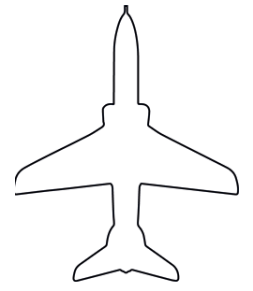
<https://www.instagram.com/novawing24/>

Discord -

<https://discord.gg/vQTMxw7>



NOVAWING24



NOVEMBER 21

It is not the critic who counts; not the man who points out how the strong man stumbles, or where the doer of deeds could have done them better. The credit belongs to the man who is actually in the arena, whose face is marred by dust and sweat and blood; who strives valiantly; who errs, who comes short again and again, because there is no effort without error and shortcoming; but who does actually strive to do the deeds; who knows great enthusiasms, the great devotions; who spends himself in a worthy cause; who at the best knows in the end the triumph of high achievement, and who at the worst, if he fails, at least fails while daring greatly, so that his place shall never be with those cold and timid souls who neither know victory nor defeat.

~ Theodore Roosevelt